

SHARP ECO 5W



3
YEAR
WARRANTY



Packaging



Operation and Maintenance Tips

- * Turn power off before inspection, installation or removal
- * Lamps should be kept free from contamination.
- * The product is not suitable for emergency lighting
- * Do not operate product with damaged parts

Energy Class

According to Commission Delegated Regulation (EU) 2019/2015, this product is ranked as energy efficiency class:



Product information

The spotlight is a perfect fit for spot lighting and deliver warm halogen-like light. They are compatible with most existing fixtures with a GU10 base and are designed as a retrofit replacement for halogen or incandescent spots. Moreover, the Classic GU10 MV has excellent dimming function on various dimmers.

Features

- * Energy savings up to 90% comparing with halogen GU10
- * No UV & IR rays, environmental friendly
- * Lifetime up to 30,000hrs, covered by 3 years limited warranty
- * Not suitable for closed fixtures
- * Complied with IEC/EN62471 photobiological safety standard

Electrical and Photometric Characteristics

Nominal wattage	5 W
Nominal voltage	AC 220-240V
Operating frequency	50/60Hz
Input current	28 mA
Inrush current	< 0.4 A
Power factor	0.7
Ambient temperature	-20°C ...+40°C
T-Case maximum	80°C
Starting time	< 0.5 S
Nominal lifetime at Ta: 25°C	30,000 hrs
Switching cycles	> 50,000 times
Dimmable	Yes
Beam angle	60°
SDCM	3 steps
Color rendering index	Ra97
Max. lamp no. on circuit break. 10 A (B)	242
Max. lamp no. on circuit break. 16 A (B)	387
PstLM	< 0.2
SVM	< 0.1

* Exceeding maximum ratings for operating temperature and input voltage will reduce expected life time or destroy the product.

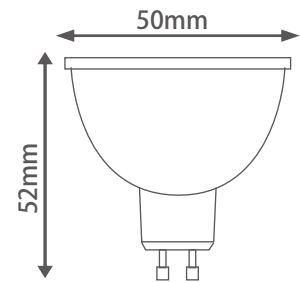
Specifications

EAN 13 Code	Input Wattage*	Input Volage	Input Current	CCT*	Total Flux *	90° Cone Flux *	CRI*	Beam angle*	Light Intensity	Dimmable
SHARP ECO 5W CRI97										
5703450727002	5 W	220-240 Vac	28 mA	2700 K	420 lm	350 lm	Ra 97	60°	340 cd	Yes
5703450730002	5 W	220-240 Vac	28 mA	3000 K	430 lm	360 lm	Ra 97	60°	340 cd	Yes

* Due to the special conditions of the manufacturing processes of LED, the typical data of technical parameters can only reflect statistical figures and do not necessarily correspond to the actual parameters of each single product which could differ from the typical value. Elite lighting maintains a tolerance of ±10% on flux and power measurements, and ±2 on CRI.

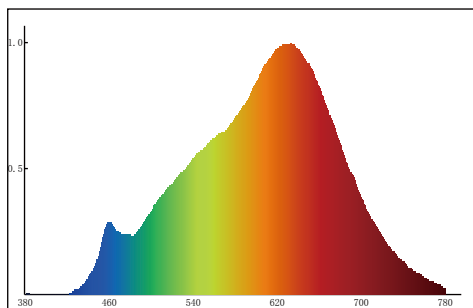
Dimension Diagram

Item	Diameter	Max Height
SHARP ECO	50 mm	52 mm

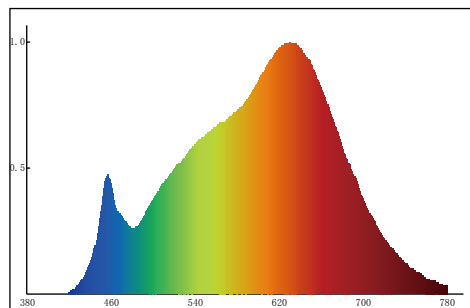


Spectrum Distribution

Warm white - 2700K



Warm white - 3000K



Lifetime

